

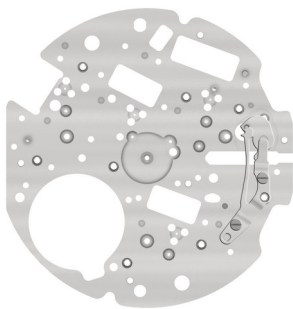




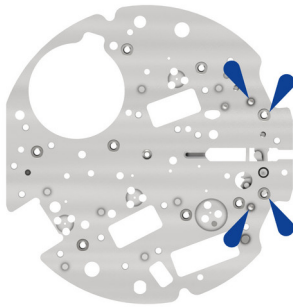



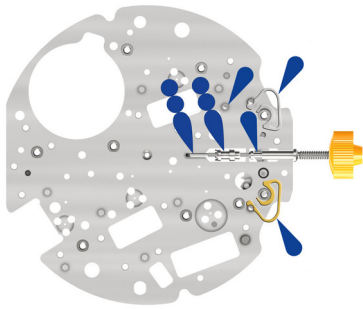
- |   |   |          |              |
|---|---|----------|--------------|
| 1 |  | 2000.717 | Main plate   |
| 2 |  | 8200     | Moebius 8200 |








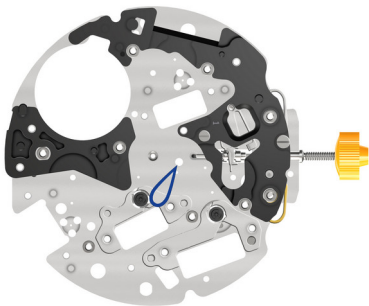
- |   |   |             |  |
|---|---|-------------|--|
| 3 |    | 3017.064.CO | Setting lever  |
| 4 |    | 3905.083    | Setting lever jumper (3 positions)<br>Tensioning the spring arm. |
| 5 |   | 4000.342    | Screw  |
| 6 |  | 4000.342    | Screw  |













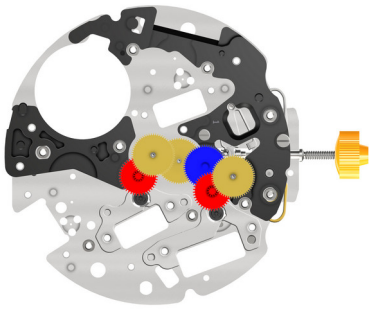
- |   |   |      |              |
|---|---|------|--------------|
| 7 |  | 8200 | Moebius 8200 |
|---|---|------|--------------|















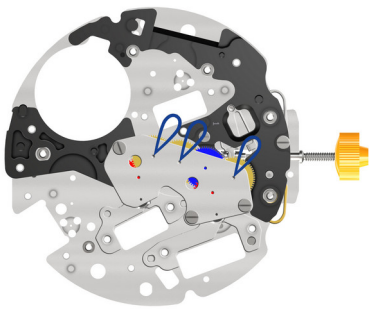
- |    |   |             |   |
|----|---|-------------|---|
| 8  |  | 3406.043    | Pusher jumper A<br>Put the yellow jumper between the two pillars. |
| 9  |  | 3406.042    | Pusher jumper B<br>Put the grey jumper between the two pillars.   |
| 10 |  | 3000.208.CO | Setting stem  |
| 11 |  | 3001.072.FI | Sliding pinion  |
| 12 |  | 8200/9020   | Moebius 8200 / Moebius 9020<br>4x Moebius 8200 / 2x Moebius 9020  |











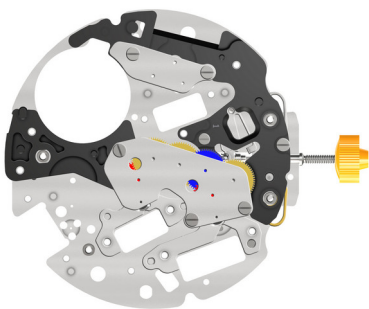
- |    |   |             |                           |
|----|---|-------------|---------------------------|
| 13 |    | 3016.034    | Stop lever                |
| 14 |   | 3603.098    | Electronic module support |
| 15 |  | 4000.248    | Screw                     |
| 16 |  | 4000.343    | Screw                     |
| 17 |  | 3603.101    | Battery support           |
| 18 |  | 3622.070    | Stator                    |
| 19 |  | 3622.071    | Stator                    |
| 20 |  | 3715.132.RK | Rotor                     |
| 21 |  | 3715.132.RK | Rotor                     |
| 22 |  | 9014        | Moebius 9014              |








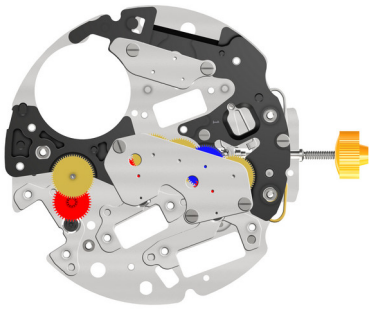
- |    |   |   |             |                         |
|----|---|---|-------------|-------------------------|
| 23 |  |  | 3122.073.CO | Third wheel             |
| 24 |  |  | 3147.089    | Intermediate wheel      |
| 25 |  |  | 3136.215.CO | Chronograph wheel Aig.  |
| 26 |  |  | 3136.214    | Second wheel            |
| 27 |  |  | 3147.089    | Intermediate wheel      |
| 28 |  |  | 3136.216.CO | Small second wheel Aig. |





- |    |   |   |                    |       |
|----|---|---|--------------------|-------|
| 29 |  | 2020.210.M01.Z50  | Train wheel bridge |       |
| 30 |  |  | 4000.248           | Screw |
| 31 |  |  | 4000.248           | Screw |
| 32 |  |  | 4000.248           | Screw |
| 33 |  | 9014  | Moebius 9014       |       |




- |    |   |   |                            |       |
|----|---|---|----------------------------|-------|
| 34 |  | 2020.211  | Counter train wheel bridge |       |
| 35 |  |  | 4000.248                   | Screw |
| 36 |  |  | 4000.248                   | Screw |

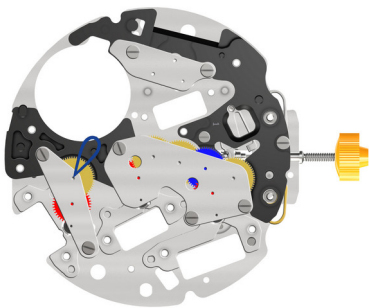



37  3622.071 Stator


38  3715.132.RK Rotor


39  3147.089 Intermediate wheel


40  3136.216.CO Small second wheel Aig.

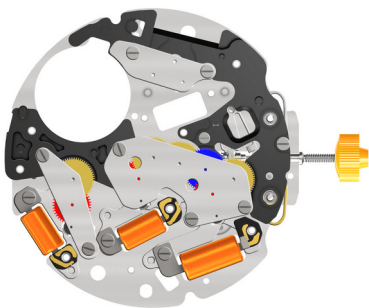



41  2020.219 Counter train wheel bridge


42  4000.248 Screw

43  4000.248 Screw

44  9014 Moebius 9014



45  3621.078.RK Coil  
Attention: Please hold the coil only on the grey coil core.

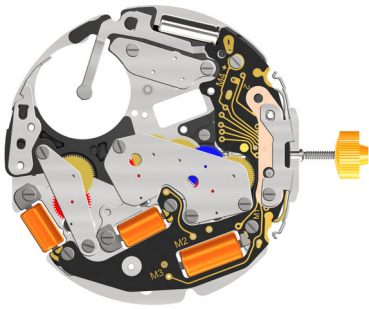
46  3621.054.RK Coil (cpt 9h & chrono)  
Attention: Please hold the coil only on the grey coil core.











47  3621.054.RK Coil (cpt 9h & chrono)  
Attention: Please hold the coil only on the grey coil core.

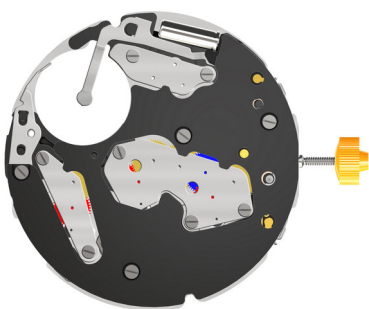
48  4000.248 Screw






49  4000.248 Screw

50  4000.248 Screw





51		3601.153	Bridle -
52		3612.256	Electronic module
53	 1:2	4000.341	Screw
54	 1:2	4000.341	Screw
55	 1:2	4000.341	Screw
56	 1:2	4000.341	Screw
57		3603.102	Circuit insulator
58		3601.151	Contact spring for pusher
59		4000.248	Screw
60		3601.159	Lateral bridle





61		2130.248	Electronic module cover
62		4000.248	Screw
63	 1:2	4000.341	Screw
64	 1:2	4000.341	Screw
65	 1:2	4000.341	Screw





66  3600.010.HGF Battery

67  3601.152 Bridge +


68  4000.341 Screw  
1:2



69  8200 Moebius 8200



70  3015.095 Yoke (3 positions)

71  3015.096.CO Setting lever yoke (3 positions)  
Tensioning the spring arm.

72  9014 Moebius 9014

73



9020

Moebius 9020




74



3305.370.CO

Cannon pinion with driver Aig.



75




J124/9020

Jismaa 124 / Moebius 9020

1x Jismaa 124 / 1x Moebius 9020

76



3007.092.CO


Minute wheel

77



3301.332.TA

Hour wheel Aig.



78



3315.003

Friction spring


79



3004.264

Date indicator driving wheel

80



3147.091

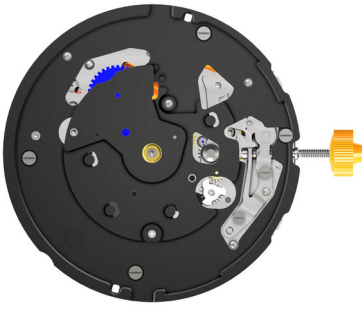
Intermediate date wheel







81

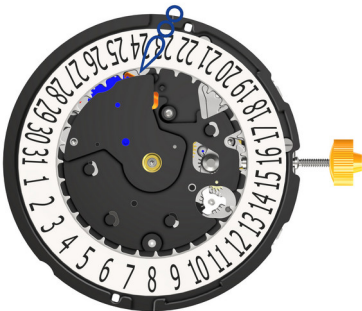




3004.245

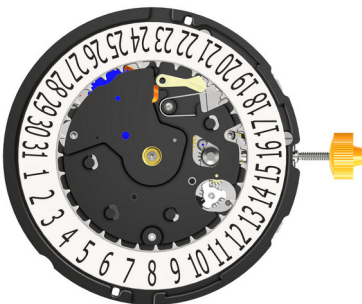
Date setting wheel





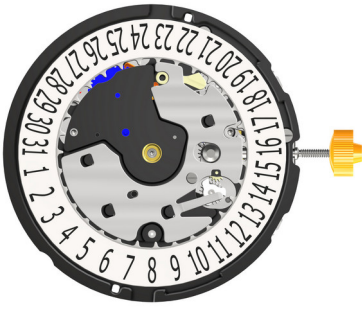
82		2130.231	Setting mechanism cover
83		4000.248	Screw
84		4000.248	Screw
85		4000.248	Screw
86		4000.248	Screw
87		3507.067	Date corrector





88		3504.2436.AP.3.A	Date indicator
89		I-4	Moebius I-4

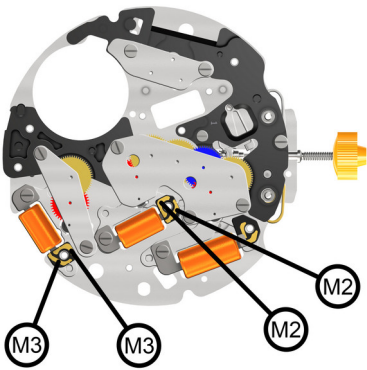


90		3500.081	Date jumper
91		3905.084	Date jumper spring Lube and insert the spring.

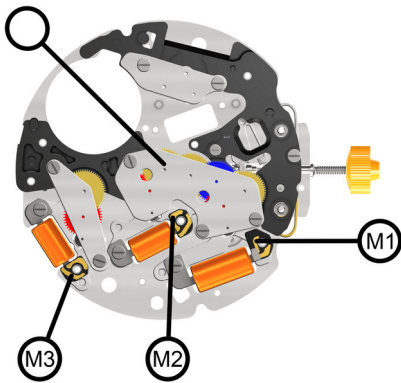


92		2130.229	Date mechanism maintaining plate
93		4000.343	Screw

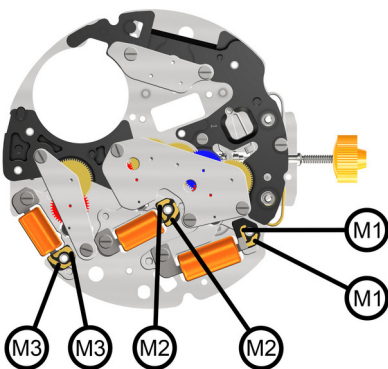
## Measurement



Signal generator (4.9ms, 8Hz)  
< 1.20 V



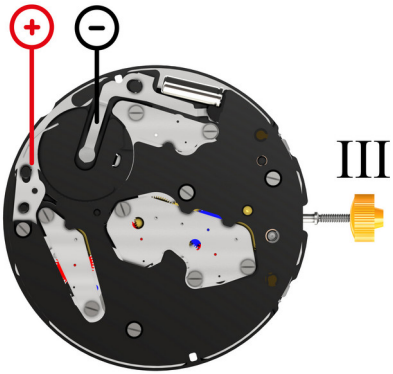
Coil insulation M2 / M3  
infinite



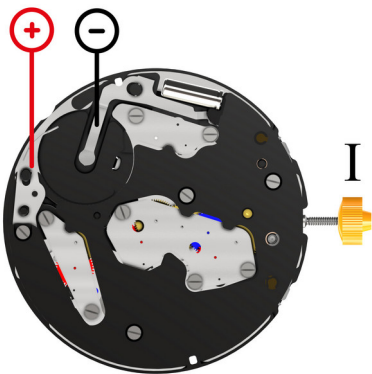
Coil condition movement  
(min./max.) 1500 - 1700 Ohm (3621.078.RK)

Coil condition M2  
(min./max.) 1680 - 1880 Ohm (3621.054.RK)

Coil condition M3  
(min./max.) 1680 - 1880 Ohm (3621.054.RK)



Setting stem in position III, 60 s measuring interval.  
(typ./max.) 0.10 / 0.30 $\mu$ A



Setting stem in position I, calendar not in gear, 60s measuring interval.

(typ./max.) 1.42 / 3 $\mu$ A

60s measuring interval.

-10 .. +20s/mth

Lower working voltage limit

<1.20 V



Battery tension

typ 1.5V (3600.010.HGF - Batterie)